



DATA CENTER | ELITE SERIES

LP SLIDING DOOR


The Most Advanced and Durable Door in the Industry

Elite Series LP Doors are the most advanced and durable doors that Subzero has produced to date. They have the rigid design that is inherent of Elite Series Products, and the advanced features that have taken years to develop. They feature smooth operation, adjustable closing and dampening speeds, and durability. Implement the LP Door when nothing but the best will do.



For more information visit subzeroeng.com

SUBZERO
ENGINEERING
— A SENNECA COMPANY —



Key Features

- Custom Sizes
- Rigid Design
- Clear Panels
- Soft Closing
- Self Supporting
- No Threshold
- Auto Door Closer
- Smooth Actuation

Product Options

- Clear or Black Finish
- Electromagnetic Lock
- Left or Right Hand Opening
- Custom Logo Branding

Effective Opening Chart

Frame Width	Opening Size
80.00" (2032 mm)	34.375" (873.125 mm)
85.00" (2159 mm)	36.875" (936.625 mm)
90.00" (2286 mm)	39.375" (1000.125 mm)
95.00" (2413 mm)	41.875" (1063.625 mm)
100.00" (2540 mm)	44.375" (1127.125 mm)

Door & Frame

Property	Material	Result
Physical Properties		
Tensile Strength	Aluminum	22,000 psi

Ordering Information

Max Width	100.00" (2540 mm)
Max Height	100.00" (2540 mm)
Max Width	70.00" (1778 mm)
Min Height	80.00" (2032 mm)

Shipping

Physical Properties

Weight	200 lbs. Approx
Components	6 Major Components

Panel Inserts

(Optional)

3mm – Acrylic Flammability

Smoke Dev.	ASTM E84	385
Flame Speed	ASTM E84	140
Horizontal Burn	ASTM D635	1.18 in/min (29.97 mm)
UL Horizontal	UL94	94 HB

4mm – Twin Wall Polycarbonate Flammability

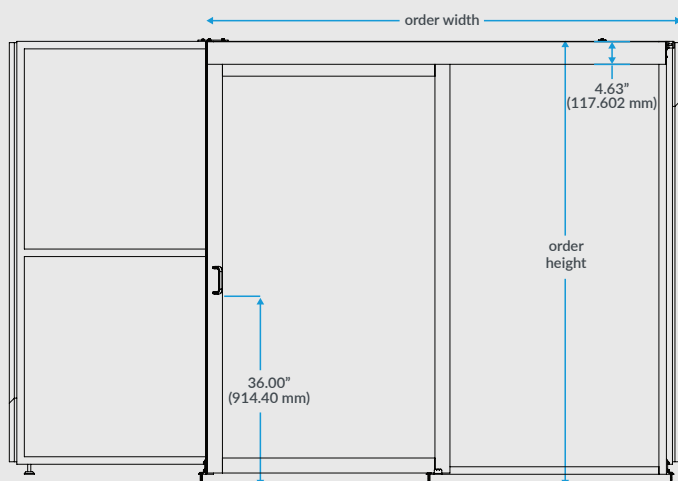
Smoke Dev.	ASTM E84	40
Flame Spread	ASTM E84	5

3mm – FM4910 Flammability

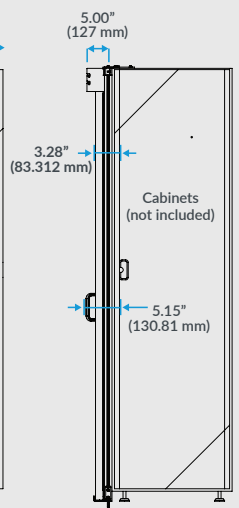
–	UL94	V0
–	FM4910	Yes

Drawings

Top/Plan View NTS



Front View NTS



Side View NTS